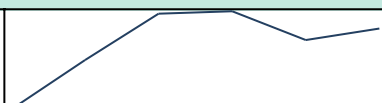
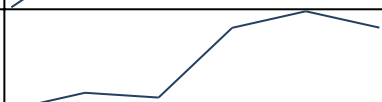







授業効果調査/Teaching Effectiveness Survey






		時系列変化/time-series variations	平均/average 最大値/maximum value 最小値/minimum value	2015s	2015a	2015w	2016s	2016a	2016w	2017s	2017a	2017w	2018s	2018a	2018w	2019s	2019a	2019W	2020s	2020a	2020w
1. On average how long did you study or prepare assignments for this course per week outside of class? 授業外で 1 週間に勉強や課題の準備に平均でどのぐらい時間をかけましたか？																					
1.	0-30 minutes		28.3% 34.7% 18.8%	この質問項目は2019年から追加されたためデータはありません。 No data available since this question item was added from AY2019.											34.7%	33.9%	34.5%	18.8%	21.5%	26.3%	
2.	1-2 hours		41.7% 47.0% 39.0%												39.0%	39.8%	40.8%	41.6%	42.0%	47.0%	
3.	3-4 hours		19.4% 23.9% 16.3%												16.3%	17.0%	17.0%	23.9%	23.5%	19.0%	
4.	4-5 hours		5.8% 8.1% 4.3%												5.5%	4.9%	4.6%	8.1%	7.4%	4.3%	
5.	More than 5 hours		4.8% 7.5% 3.2%												4.6%	4.4%	3.2%	7.5%	5.6%	3.4%	
2. Did you attend the first class of the term? 初回の授業に出席しましたか？																					
1.	Yes		92.4% 97.3% 88.4%	この質問項目は2019年から追加されたためデータはありません。 No data available since this question item was added from AY2019.											89.4%	88.4%	89.5%	97.3%	95.3%	94.5%	
2.	No		6.9% 10.8% 2.2%												9.7%	10.8%	9.5%	2.2%	4.1%	4.8%	
3.	Yes, but late		.7% 1.0% .5%												0.9%	0.8%	1.0%	0.5%	0.5%	0.6%	
3. What percentage of the class did you attend? あなたのこの授業への出席率はどのくらいですか？																					
1.	90-100%		85.8% 93.3% 79.9%	この質問項目は2019年から追加されたためデータはありません。 No data available since this question item was added from AY2019.											81.9%	80.0%	79.9%	93.3%	90.1%	89.6%	
2.	80-89%		9.9% 14.0% 4.8%												12.2%	14.0%	14.0%	4.8%	6.9%	7.3%	
3.	70-79%		3.1% 4.6% 1.2%												4.4%	4.5%	4.6%	1.2%	1.8%	2.0%	
4.	Less than 70%		1.2% 1.6% .7%												1.6%	1.5%	1.5%	0.7%	1.2%	1.1%	


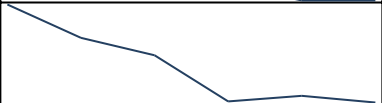

5. What percentage of the assignments did you complete? 課題を何パーセント完了しましたか？											
1.	90–100%		87.0% 91.0% 84.1%	この質問項目は2019年から追加されたためデータはありません。 No data available since this question item was added from AY2019.	84.1%	85.2%	85.6%	91.0%	89.2%	87.1%	
2.	80–89%		8.4% 9.4% 6.5%		9.0%	9.3%	9.4%	6.5%	7.5%	8.5%	
3.	70–79%		2.0% 2.7% 1.3%		2.7%	2.4%	2.2%	1.3%	1.6%	2.0%	
4.	Less than 70%		1.2% 1.7% .7%		1.5%	1.0%	1.0%	0.7%	1.0%	1.7%	
5.	N/A		1.4% 2.7% .6%		2.7%	2.0%	1.8%	0.6%	0.6%	0.8%	

6. How would you rate your own participation? クラスにおける自分の積極性をどのように評価しますか？											
1.	Excellent		28.6% 30.0% 26.0%	この質問項目は2019年から追加されたためデータはありません。 No data available since this question item was added from AY2019.	26.0%	28.0%	29.9%	30.0%	28.8%	29.3%	
2.	Good		43.4% 45.2% 41.6%		41.6%	42.2%	42.1%	44.6%	45.2%	44.6%	
3.	Adequate		22.5% 24.9% 21.0%		24.9%	23.9%	22.8%	21.0%	21.5%	21.1%	
4.	Poor		4.4% 6.3% 3.6%		6.3%	4.8%	4.2%	3.8%	3.6%	4.1%	
5.	Very Poor		1.0% 1.2% .7%		1.2%	1.1%	1.0%	0.7%	1.0%	1.0%	

7. What final grade in this course do you expect? あなたが予想するこのコースの成績は何ですか?											
1.	A		42.2% 44.1% 40.9%	この質問項目は2019年から追加されたためデータはありません。 No data available since this question item was added from AY2019.	41.9%	43.9%	44.1%	41.7%	40.9%	40.9%	
2.	B		44.5% 46.6% 42.6%		42.6%	43.1%	43.7%	45.2%	46.6%	45.9%	
3.	C		10.5% 11.8% 9.6%		11.8%	10.5%	9.6%	11.3%	9.8%	10.2%	
4.	D		2.1% 2.9% 1.3%		2.9%	2.3%	2.1%	1.3%	1.8%	2.0%	
5.	E		.6% 1.0% .3%		0.8%	0.3%	0.5%	0.4%	0.8%	1.0%	

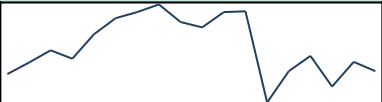
8. The instructor/s clearly presented the learning goals of the course. 教員はコースの学修目標を明確に示した。																					
1.	Strongly Agree		55.0% 60.6% 47.0%	47.0%	50.2%	51.1%	50.1%	53.3%	54.6%	53.5%	55.3%	53.9%	52.7%	56.4%	55.9%	56.4%	58.2%	59.7%	60.2%	60.6%	60.4%
2.	Agree		40.9% 47.7% 36.1%	47.7%	45.4%	44.8%	44.6%	42.5%	41.5%	41.3%	41.0%	41.3%	42.4%	39.7%	40.2%	39.2%	38.0%	37.3%	37.1%	36.5%	36.1%
3.	Disagree		3.6% 4.8% 2.4%	4.8%	3.9%	3.8%	4.8%	3.8%	3.4%	4.6%	3.3%	4.0%	4.5%	3.4%	3.4%	3.8%	3.1%	2.6%	2.4%	2.4%	2.6%
4.	Strongly Disagree		.5% .9% .3%	0.5%	0.5%	0.4%	0.5%	0.5%	0.5%	0.6%	0.4%	0.8%	0.4%	0.5%	0.5%	0.6%	0.7%	0.5%	0.3%	0.5%	0.9%

10. Considering the type of course (GE, Foundation, Major) and the level (100, 200, 300), was the course 科目区分(一般教育科目、基礎科目、メジャー科目など)とレベル(100 番台、200 番台、300 番台など)と照らし合わせると、このコースは																					
1.	Too difficult		5.1% 6.9% 4.1%	この質問項目は2019年から追加されたためデータはありません。 No data available since this question item was added from AY2019.												6.9%	5.5%	5.2%	4.1%	4.2%	4.4%
2.	Difficult		21.3% 22.6% 20.0%													22.3%	20.4%	20.0%	21.5%	22.6%	20.8%
3.	Just Right		67.6% 69.4% 63.7%													63.7%	67.1%	69.0%	68.6%	67.7%	69.4%
4.	Easy		5.5% 6.1% 4.9%													6.1%	6.1%	5.2%	5.4%	5.2%	4.9%
5.	Too Easy		.6% .9% .3%													0.9%	0.9%	0.6%	0.4%	0.3%	0.6%

12. Course materials fit the course goals. 教科書や配布資料はコースの目標にふさわしいものであった。																					
1.	Strongly Agree		51.9% 55.5% 46.0%	この質問項目は2019年から追加されたためデータはありません。 No data available since this question item was added from AY2019.												46.0%	49.7%	51.0%	54.4%	55.5%	55.0%
2.	Agree		44.5% 49.4% 41.4%													49.4%	46.4%	45.4%	42.7%	41.5%	41.4%
3.	Disagree		3.0% 3.9% 2.4%													3.9%	3.4%	3.1%	2.4%	2.5%	2.4%
4.	Strongly Disagree		.6% 1.2% .4%													0.7%	0.6%	0.4%	0.4%	0.5%	1.2%

14. Assignments fit the course goals. 課題はコースの目標にふさわしいものであった。												
1.	Strongly Agree		53.9% 57.3% 47.8%	この質問項目は2019年から追加されたためデータはありません。 No data available since this question item was added from AY2019.	47.8%	51.5%	53.5%	55.9%	57.3%	57.3%		
2.	Agree		42.7% 47.9% 38.9%		47.9%	44.7%	43.8%	41.2%	39.8%	38.9%		
3.	Disagree		2.7% 3.7% 2.3%		3.7%	3.0%	2.3%	2.3%	2.4%	2.7%		
4.	Strongly Disagree		.7% 1.1% .4%		0.7%	0.8%	0.4%	0.5%	0.5%	1.1%		

16. Exams fit the course goals. 試験はコースの目標にふさわしいものであった。																
1.	Strongly Agree		48.2% 52.0% 42.0%	この質問項目は2019年から追加されたためデータはありません。 No data available since this question item was added from AY2019.							42.0%	46.0%	49.0%	48.4%	51.7%	52.0%
2.	Agree		47.8% 52.7% 44.4%								52.7%	49.6%	47.2%	48.2%	44.9%	44.4%
3.	Disagree		3.2% 4.2% 2.7%								4.2%	3.5%	3.3%	2.8%	2.7%	2.7%
4.	Strongly Disagree		.8% 1.1% .5%								1.1%	0.9%	0.5%	0.6%	0.7%	0.9%

18. The grading was clearly presented with clear criteria consistent with the goals of the course. 成績評価に関して、コースの目標に沿った明確で一貫性のある基準が提示された。																					
1.	Strongly Agree		50.7% 56.2% 43.4%	47.1%	48.6%	50.2%	49.1%	52.3%	54.4%	55.2%	56.2%	53.9%	53.2%	55.2%	55.3%	43.4%	47.5%	49.5%	45.5%	48.7%	47.5%
2.	Agree		41.0% 48.5% 36.4%	42.8%	41.9%	40.0%	41.0%	39.6%	38.3%	37.2%	36.4%	37.3%	38.8%	37.3%	36.8%	48.5%	45.0%	43.4%	45.9%	43.6%	43.6%
3.	Disagree		7.3% 9.1% 6.0%	9.1%	8.5%	8.7%	8.8%	7.3%	6.6%	6.9%	6.5%	7.5%	7.3%	6.8%	6.7%	6.9%	6.3%	6.0%	7.7%	6.5%	6.8%
4.	Strongly Disagree		1.1% 2.1% .7%	1.1%	1.0%	1.1%	1.1%	0.8%	0.7%	0.7%	0.9%	1.3%	0.7%	0.7%	1.2%	1.1%	1.2%	1.1%	1.0%	1.2%	2.1%

20. The instructor/s started and ended the class on time. 教員は授業開始時刻や終了時刻を守っていた。												
1.	Strongly Agree		60.6% 62.4% 58.1%	この質問項目は2019年から追加されたためデータはありません。 No data available since this question item was added from AY2019.	60.3%	61.5%	60.9%	58.1%	62.4%	60.3%		
2.	Agree		34.0% 34.8% 33.0%		34.5%	33.0%	34.4%	34.8%	33.0%	34.2%		
3.	Disagree		4.3% 5.6% 3.9%		4.3%	4.0%	3.9%	5.6%	3.9%	4.2%		
4.	Strongly Disagree		1.1% 1.5% .8%		1.0%	1.4%	0.9%	1.5%	0.8%	1.2%		

22. Clear answers were provided for questions about class materials and assignments when necessary. 授業の課題や資料に関する質問には適宜回答があった。																					
1.	Strongly Agree		60.6% 64.4% 53.7%	53.7%	58.8%	57.7%	57.5%	61.0%	63.4%	60.7%	62.8%	62.6%	61.5%	64.4%	63.5%	57.2%	60.0%	60.7%	60.7%	62.9%	61.9%
2.	Agree		34.8% 40.6% 31.5%	40.6%	36.2%	36.7%	36.8%	34.5%	32.7%	34.6%	32.5%	32.4%	34.2%	31.6%	31.5%	38.6%	35.8%	35.4%	34.5%	33.3%	33.9%
3.	Disagree		3.8% 4.9% 2.8%	4.9%	4.0%	4.9%	4.8%	3.8%	3.2%	4.0%	3.9%	4.2%	3.6%	3.3%	4.0%	3.6%	3.4%	3.3%	4.1%	2.8%	3.2%
4.	Strongly Disagree		.8% 1.0% .6%	0.8%	1.0%	0.8%	0.9%	0.7%	0.7%	0.7%	0.7%	0.8%	0.7%	0.7%	1.0%	0.7%	0.8%	0.6%	0.7%	1.0%	1.0%

24. The instructor/s managed class time appropriately. 教員は適切に時間配分を行った。																					
1.	Strongly Agree		53.5% 57.6% 46.8%	46.8%	50.1%	49.1%	49.7%	54.1%	56.2%	54.2%	56.4%	54.5%	53.7%	57.6%	57.5%	52.5%	54.6%	55.6%	52.0%	54.6%	53.9%
2.	Agree		38.4% 42.8% 33.9%	42.8%	40.2%	41.6%	40.6%	37.4%	35.9%	37.9%	35.2%	36.3%	37.0%	35.2%	33.9%	40.9%	39.1%	38.4%	40.5%	39.1%	38.8%
3.	Disagree		6.8% 8.4% 5.0%	8.3%	8.4%	8.0%	8.2%	6.9%	6.5%	6.8%	6.8%	7.6%	7.5%	5.9%	7.1%	5.6%	5.3%	5.0%	6.3%	5.4%	6.2%
4.	Strongly Disagree		1.4% 2.1% .8%	2.1%	1.3%	1.3%	1.4%	1.6%	1.4%	1.1%	1.6%	1.6%	1.8%	1.2%	1.5%	1.0%	1.1%	1.0%	1.3%	0.8%	1.2%

26. The instructor/s stimulated interest in the subject matter. 科目の内容について教員から刺激を受けた。																					
1.	Strongly Agree		52.9% 56.2% 48.5%	48.5%	52.0%	51.3%	49.9%	53.0%	54.2%	51.9%	54.0%	54.2%	51.0%	54.5%	54.5%	50.0%	51.8%	54.4%	55.7%	56.2%	55.9%
2.	Agree		38.1% 41.6% 36.1%	40.3%	39.5%	38.8%	37.9%	37.6%	36.5%	37.3%	36.5%	36.1%	37.8%	36.2%	36.9%	41.6%	40.3%	38.1%	38.8%	37.6%	37.4%
3.	Disagree		7.3% 10.2% 4.6%	9.0%	7.0%	8.2%	10.2%	7.7%	7.5%	8.8%	7.9%	7.8%	9.4%	7.9%	7.0%	6.6%	6.3%	6.0%	4.6%	4.9%	5.2%
4.	Strongly Disagree		1.7% 2.2% .9%	2.2%	1.5%	1.7%	2.0%	1.7%	1.8%	2.0%	1.7%	1.8%	1.8%	1.4%	1.6%	1.7%	1.7%	1.5%	0.9%	1.3%	1.6%

28. The instructor/s conducted the class with enthusiasm. 教員は熱意を持って授業を行った。																					
1.	Strongly Agree		66.5% 69.2% 62.4%	62.4%	66.6%	65.6%	63.0%	66.4%	69.0%	65.8%	67.0%	67.3%	66.3%	69.2%	68.8%	64.4%	65.2%	67.6%	67.7%	67.7%	67.2%
2.	Agree		29.9% 32.9% 27.3%	32.9%	29.9%	30.5%	32.0%	29.4%	27.5%	29.5%	28.7%	28.5%	29.7%	27.3%	27.6%	32.8%	32.4%	30.4%	29.9%	29.9%	29.7%
3.	Disagree		2.9% 4.3% 1.5%	3.9%	2.7%	3.3%	4.3%	3.5%	2.7%	4.0%	3.4%	3.6%	3.6%	3.0%	3.0%	2.3%	1.9%	1.5%	2.0%	1.9%	2.2%
4.	Strongly Disagree		.6% .9% .4%	0.8%	0.8%	0.6%	0.7%	0.7%	0.7%	0.7%	0.8%	0.7%	0.4%	0.5%	0.5%	0.5%	0.5%	0.6%	0.4%	0.5%	0.9%

30. The instructor/s provided timely and helpful feedback on assignments. 教員は課題に対して、適切なタイミングで有益なフィードバックを行った。																					
1.	Strongly Agree		52.0% 54.0% 47.9%	この質問項目は2019年から追加されたためデータはありません。 No data available since this question item was added from AY2019.												47.9%	51.9%	54.0%	51.2%	54.0%	53.0%
2.	Agree		40.0% 43.9% 37.6%													43.9%	40.7%	39.5%	40.1%	37.6%	38.1%
3.	Disagree		6.7% 7.4% 5.4%													6.9%	6.5%	5.4%	7.4%	6.8%	6.9%
4.	Strongly Disagree		1.4% 2.1% 1.0%													1.2%	1.0%	1.0%	1.3%	1.6%	2.1%

32. The course as a whole was well organized. コースは全体的によく整理されていた。																	
1.	Strongly Agree		55.0% 57.2% 51.0%	この質問項目は2019年から追加されたためデータはありません。 No data available since this question item was added from AY2019.								51.0%	54.3%	55.3%	56.3%	57.2%	55.7%
2.	Agree		38.9% 41.8% 37.3%									41.8%	39.5%	38.6%	38.5%	37.3%	37.7%
3.	Disagree		5.0% 6.1% 4.3%									6.1%	5.0%	4.9%	4.3%	4.5%	5.2%
4.	Strongly Disagree		1.2% 1.4% 1.0%									1.2%	1.1%	1.2%	1.0%	1.0%	1.4%

34. The course structure allowed sufficient opportunity for student participation. コースの構成として学生参加の機会が十分であった。																						
1.	Strongly Agree		53.8% 56.5% 49.9%	49.6%	52.0%	52.6%	51.6%	53.3%	55.5%	54.3%	55.3%	55.9%	53.6%	54.6%	57.3%	52.7%	54.0%	56.5%	49.9%	56.0%	53.6%	
2.	Agree		36.5% 37.9% 34.7%	36.0%	36.0%	35.0%	34.1%	34.7%	32.2%	32.3%	33.8%	33.2%	33.7%	34.0%	32.9%	37.9%	37.6%	36.2%	35.8%	34.7%	36.6%	
3.	Disagree		8.1% 12.2% 6.0%	11.8%	10.1%	10.7%	11.8%	10.3%	10.2%	11.4%	9.3%	8.9%	10.6%	9.6%	7.8%	7.7%	7.2%	6.0%	12.2%	7.5%	7.9%	
4.	Strongly Disagree		1.7% 2.2% 1.2%	2.5%	1.9%	1.7%	2.5%	1.8%	2.1%	2.0%	1.6%	2.0%	2.2%	1.8%	1.9%	1.6%	1.2%	1.3%	2.2%	1.9%	1.9%	