

授業効果調査/Teaching Effectiveness Survey

時系列変化/time-series variations 平均/average 2015s 2015a 2015w 2016s 2016a 2016w 2017s 2017a 2017w 2018s 2018a 2018w 2019s 2019a 2019W 2020s 2020a 2020w 2021s

最大値/maximum value 最小値/minimum value

1. On average how long did you study or prepare assignments for this course per week outside of class? 授業外で1週間に勉強や課題の準備に平均でどのぐらい時間をかけましたか?

Category	Time Range	Line Chart	Summary Statistics	2019s	2019a	2019W	2020s	2020a	2020w	2021s
1.	0-30 minutes		27.9% 34.7% 18.8%	34.7%	33.9%	34.5%	18.8%	21.5%	26.3%	25.7%
2.	1-2 hours		41.9% 47.0% 39.0%	39.0%	39.8%	40.8%	41.6%	42.0%	47.0%	43.4%
3.	3-4 hours		19.7% 23.9% 16.3%	16.3%	17.0%	17.0%	23.9%	23.5%	19.0%	21.5%
4.	4-5 hours		5.8% 8.1% 4.3%	5.5%	4.9%	4.6%	8.1%	7.4%	4.3%	5.7%
5.	More than 5 hours		4.6% 7.5% 3.2%	4.6%	4.4%	3.2%	7.5%	5.6%	3.4%	3.7%

この質問項目は2019年から追加されたためデータはありません。
No data available since this question item was added from AY2019.

2. Did you attend the first class of the term? 初回の授業に出席しましたか?

Category	Response	Line Chart	Summary Statistics	2019s	2019a	2019W	2020s	2020a	2020w	2021s
1.	Yes		92.9% 97.3% 88.4%	89.4%	88.4%	89.5%	97.3%	95.3%	94.5%	96.2%
2.	No		6.4% 10.8% 2.2%	9.7%	10.8%	9.5%	2.2%	4.1%	4.8%	3.4%
3.	Yes, but late		.7% 1.0% .4%	0.9%	0.8%	1.0%	0.5%	0.5%	0.6%	0.4%

この質問項目は2019年から追加されたためデータはありません。
No data available since this question item was added from AY2019.

3. What percentage of the class did you attend? あなたのこの授業への出席率は何のくらいですか?

Category	Attendance Range	Line Chart	Summary Statistics	2019s	2019a	2019W	2020s	2020a	2020w	2021s
1.	90-100%		86.8% 93.3% 79.9%	81.9%	80.0%	79.9%	93.3%	90.1%	89.6%	92.7%
2.	80-89%		9.3% 14.0% 4.8%	12.2%	14.0%	14.0%	4.8%	6.9%	7.3%	5.7%

この質問項目は2019年から追加されたためデータはありません。

3.	70-79%		2.8% 4.6% 1.1%
4.	Less than 70%		1.1% 1.6% .5%

No data available since this question item was added from AY2019.

4.4%	4.5%	4.6%	1.2%	1.8%	2.0%	1.1%
1.6%	1.5%	1.5%	0.7%	1.2%	1.1%	0.5%

**5. What percentage of the assignments did you complete?
課題を何パーセント完了しましたか?**

1.	90-100%		87.4% 91.0% 84.1%
2.	80-89%		8.2% 9.4% 6.5%
3.	70-79%		1.9% 2.7% 1.2%
4.	Less than 70%		1.1% 1.7% .7%
5.	N/A		1.3% 2.7% .6%

この質問項目は2019年から追加されたためデータはありません。
No data available since this question item was added from AY2019.

84.1%	85.2%	85.6%	91.0%	89.2%	87.1%	89.8%
9.0%	9.3%	9.4%	6.5%	7.5%	8.5%	7.3%
2.7%	2.4%	2.2%	1.3%	1.6%	2.0%	1.2%
1.5%	1.0%	1.0%	0.7%	1.0%	1.7%	0.8%
2.7%	2.0%	1.8%	0.6%	0.6%	0.8%	0.8%

**6. How would you rate your own participation?
クラスにおける自分の積極性をどのように評価しますか?**

1.	Excellent		28.7% 30.0% 26.0%
2.	Good		43.5% 45.2% 41.6%
3.	Adequate		22.5% 24.9% 21.0%
4.	Poor		4.3% 6.3% 3.6%
5.	Very Poor		1.0% 1.2% .7%

この質問項目は2019年から追加されたためデータはありません。
No data available since this question item was added from AY2019.

26.0%	28.0%	29.9%	30.0%	28.8%	29.3%	29.0%
41.6%	42.2%	42.1%	44.6%	45.2%	44.6%	44.6%
24.9%	23.9%	22.8%	21.0%	21.5%	21.1%	22.0%
6.3%	4.8%	4.2%	3.8%	3.6%	4.1%	3.7%
1.2%	1.1%	1.0%	0.7%	1.0%	1.0%	0.8%

7. What final grade in this course do you expect?
あなたが予想するこのコースの成績は何ですか?

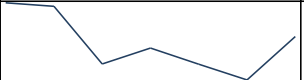

1.	A		41.5% 44.1% 37.4%	この質問項目は2019年から追加されたためデータはありません。 No data available since this question item was added from AY2019.												41.9%	43.9%	44.1%	41.7%	40.9%	40.9%	37.4%
2.	B		45.0% 47.7% 42.6%													42.6%	43.1%	43.7%	45.2%	46.6%	45.9%	47.7%
3.	C		10.8% 12.2% 9.6%													11.8%	10.5%	9.6%	11.3%	9.8%	10.2%	12.2%
4.	D		2.0% 2.9% 1.3%													2.9%	2.3%	2.1%	1.3%	1.8%	2.0%	1.9%
5.	E		.7% 1.0% .3%													0.8%	0.3%	0.5%	0.4%	0.8%	1.0%	0.8%

8. The instructor/s clearly presented the learning goals of the course.
教員はコースの学修目標を明確に示した。

1.	Strongly Agree		55.4% 63.8% 47.0%	47.0%	50.2%	51.1%	50.1%	53.3%	54.6%	53.5%	55.3%	53.9%	52.7%	56.4%	55.9%	56.4%	58.2%	59.7%	60.2%	60.6%	60.4%	63.8%
2.	Agree		40.5% 47.7% 33.8%	47.7%	45.4%	44.8%	44.6%	42.5%	41.5%	41.3%	41.0%	41.3%	42.4%	39.7%	40.2%	39.2%	38.0%	37.3%	37.1%	36.5%	36.1%	33.8%
3.	Disagree		3.5% 4.8% 2.2%	4.8%	3.9%	3.8%	4.8%	3.8%	3.4%	4.6%	3.3%	4.0%	4.5%	3.4%	3.4%	3.8%	3.1%	2.6%	2.4%	2.4%	2.6%	2.2%
4.	Strongly Disagree		.5% .9% .3%	0.5%	0.5%	0.4%	0.5%	0.5%	0.5%	0.6%	0.4%	0.8%	0.4%	0.5%	0.5%	0.6%	0.7%	0.5%	0.3%	0.5%	0.9%	0.3%





10. Considering the type of course (GE, Foundation, Major) and the level (100, 200, 300), was the course
科目区分(一般教育科目、基礎科目、メジャー科目など)とレベル(100番台、200番台、300番台など)と照らし合わせると、このコースは

1.	Too difficult		5.0% 8.9% 4.1%	この質問項目は2019年から追加されたためデータはありません。 No data available since this question item was added from AY2019.												6.9%	5.5%	5.2%	4.1%	4.2%	4.4%	4.6%
2.	Difficult		21.5% 23.0% 20.0%													22.3%	20.4%	20.0%	21.5%	22.6%	20.8%	23.0%
3.	Just Right		67.4% 69.4% 63.7%													63.7%	67.1%	69.0%	68.6%	67.7%	69.4%	66.1%

4.	Easy		5.5% 6.1% 4.9%
5.	Too Easy		.6% .9% .3%

6.1%	6.1%	5.2%	5.4%	5.2%	4.9%	5.6%
0.9%	0.9%	0.6%	0.4%	0.3%	0.6%	0.7%




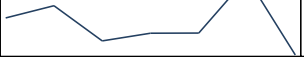
**12. Course materials fit the course goals.
教科書や配布資料はコースの目標にふさわしいものであった。**

1.	Strongly Agree		52.8% 58.0% 46.0%
2.	Agree		43.7% 49.4% 39.1%
3.	Disagree		2.9% 3.9% 2.4%
4.	Strongly Disagree		.6% 1.2% .4%

この質問項目は2019年から追加されたためデータはありません。
No data available since this question item was added from AY2019.

46.0%	49.7%	51.0%	54.4%	55.5%	55.0%	58.0%
49.4%	46.4%	45.4%	42.7%	41.5%	41.4%	39.1%
3.9%	3.4%	3.1%	2.4%	2.5%	2.4%	2.4%
0.7%	0.6%	0.4%	0.4%	0.5%	1.2%	0.5%

**14. Assignments fit the course goals.
課題はコースの目標にふさわしいものであった。**

1.	Strongly Agree		54.7% 59.4% 47.8%
2.	Agree		42.1% 47.9% 38.2%
3.	Disagree		2.6% 3.7% 2.1%
4.	Strongly Disagree		.6% 1.1% .3%

この質問項目は2019年から追加されたためデータはありません。
No data available since this question item was added from AY2019.

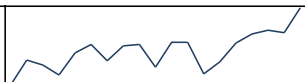
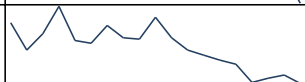
47.8%	51.5%	53.5%	55.9%	57.3%	57.3%	59.4%
47.9%	44.7%	43.8%	41.2%	39.8%	38.9%	38.2%
3.7%	3.0%	2.3%	2.3%	2.4%	2.7%	2.1%
0.7%	0.8%	0.4%	0.5%	0.5%	1.1%	0.3%

**16. Exams fit the course goals.
試験はコースの目標にふさわしいものであった。**

1.	Strongly Agree		49.1% 54.3% 42.0%	この質問項目は2019年から追加されたためデータはありません。 No data available since this question item was added from AY2019.	42.0%	46.0%	49.0%	48.4%	51.7%	52.0%	54.3%
2.	Agree		47.1% 52.7% 42.3%		52.7%	49.6%	47.2%	48.2%	44.9%	44.4%	42.3%
3.	Disagree		3.1% 4.2% 2.7%		4.2%	3.5%	3.3%	2.8%	2.7%	2.7%	2.9%
4.	Strongly Disagree		.8% 1.1% .4%		1.1%	0.9%	0.5%	0.6%	0.7%	0.9%	0.4%

18. The grading was clearly presented with clear criteria consistent with the goals of the course. 成績評価に関して、コースの目標に沿った明確で一貫性のある基準が提示された。																						
1.	Strongly Agree		50.6% 56.2% 43.4%	47.1%	48.6%	50.2%	49.1%	52.3%	54.4%	55.2%	56.2%	53.9%	53.2%	55.2%	55.3%	43.4%	47.5%	49.5%	45.5%	48.7%	47.5%	49.1%
2.	Agree		41.1% 48.5% 36.4%	42.8%	41.9%	40.0%	41.0%	39.6%	38.3%	37.2%	36.4%	37.3%	38.8%	37.3%	36.8%	48.5%	45.0%	43.4%	45.9%	43.6%	43.6%	42.9%
3.	Disagree		7.3% 9.1% 6.0%	9.1%	8.5%	8.7%	8.8%	7.3%	6.6%	6.9%	6.5%	7.5%	7.3%	6.8%	6.7%	6.9%	6.3%	6.0%	7.7%	6.5%	6.8%	7.1%
4.	Strongly Disagree		1.1% 2.1% .7%	1.1%	1.0%	1.1%	1.1%	0.8%	0.7%	0.7%	0.9%	1.3%	0.7%	0.7%	1.2%	1.1%	1.2%	1.1%	1.0%	1.2%	2.1%	0.9%

20. The instructor/s started and ended the class on time. 教員は授業開始時刻や終了時刻を守っていた。																					
1.	Strongly Agree		61.0% 63.3% 58.1%	この質問項目は2019年から追加されたためデータはありません。 No data available since this question item was added from AY2019.	60.3%	61.5%	60.9%	58.1%	62.4%	60.3%	63.3%										
2.	Agree		33.7% 34.8% 31.7%		34.5%	33.0%	34.4%	34.8%	33.0%	34.2%	31.7%										
3.	Disagree		4.3% 5.6% 3.9%		4.3%	4.0%	3.9%	5.6%	3.9%	4.2%	4.2%										

1.	Strongly Agree		53.3% 59.4% 48.5%	48.5%	52.0%	51.3%	49.9%	53.0%	54.2%	51.9%	54.0%	54.2%	51.0%	54.5%	54.5%	50.0%	51.8%	54.4%	55.7%	56.2%	55.9%	59.4%
2.	Agree		37.9% 41.6% 35.0%	40.3%	39.5%	38.8%	37.9%	37.6%	36.5%	37.3%	36.5%	36.1%	37.8%	36.2%	36.9%	41.6%	40.3%	38.1%	38.8%	37.6%	37.4%	35.0%
3.	Disagree		7.2% 10.2% 4.6%	9.0%	7.0%	8.2%	10.2%	7.7%	7.5%	8.8%	7.9%	7.8%	9.4%	7.9%	7.0%	6.6%	6.3%	6.0%	4.6%	4.9%	5.2%	4.6%
4.	Strongly Disagree		1.6% 2.2% .9%	2.2%	1.5%	1.7%	2.0%	1.7%	1.8%	2.0%	1.7%	1.8%	1.8%	1.4%	1.6%	1.7%	1.7%	1.5%	0.9%	1.3%	1.6%	1.1%

28. The instructor/s conducted the class with enthusiasm.
教員は熱意を持って授業を行った。

1.	Strongly Agree		66.7% 70.7% 62.4%	62.4%	66.6%	65.6%	63.0%	66.4%	69.0%	65.8%	67.0%	67.3%	66.3%	69.2%	68.8%	64.4%	65.2%	67.6%	67.7%	67.7%	67.2%	70.7%
2.	Agree		29.8% 32.9% 27.0%	32.9%	29.9%	30.5%	32.0%	29.4%	27.5%	29.5%	28.7%	28.5%	29.7%	27.3%	27.6%	32.8%	32.4%	30.4%	29.9%	29.9%	29.7%	27.0%
3.	Disagree		2.9% 4.3% 1.5%	3.9%	2.7%	3.3%	4.3%	3.5%	2.7%	4.0%	3.4%	3.6%	3.6%	3.0%	3.0%	2.3%	1.9%	1.5%	2.0%	1.9%	2.2%	1.7%
4.	Strongly Disagree		.6% .9% .4%	0.8%	0.8%	0.6%	0.7%	0.7%	0.7%	0.7%	0.8%	0.7%	0.4%	0.5%	0.5%	0.5%	0.5%	0.6%	0.4%	0.5%	0.9%	0.6%

30. The instructor/s provided timely and helpful feedback on assignments.
教員は課題に対して、適切なタイミングで有益なフィードバックを行った。

1.	Strongly Agree		52.1% 54.0% 47.9%	この質問項目は2019年から追加されたためデータはありません。 No data available since this question item was added from AY2019.												47.9%	51.9%	54.0%	51.2%	54.0%	53.0%	53.0%
2.	Agree		39.6% 43.9% 37.1%													43.9%	40.7%	39.5%	40.1%	37.6%	38.1%	37.1%
3.	Disagree		6.9% 8.5% 5.4%													6.9%	6.5%	5.4%	7.4%	6.8%	6.9%	8.5%

